



UNIVERSITIES
AUSTRALIA

DATA
SNAPSHOT
2014



**Universities
Australia is
the peak body
representing
Australia's
39 universities.**

**Our broad commitment is to ensure
Australia's reputation as a highly
innovative and educated nation.**

Universities Australia's role is to promote the social, economic, environmental and cultural value of higher education through its relationships with governments, industry, the professions and the wider community, both nationally and internationally.

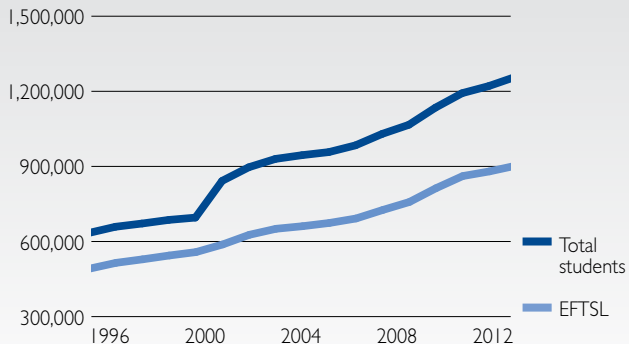
Universities Australia is an active player in the determination and formulation of public policy, advocating on behalf of

Australia's universities. We also coordinate key sectoral meetings, sectoral representation on external bodies, and facilitate visits by international representatives.

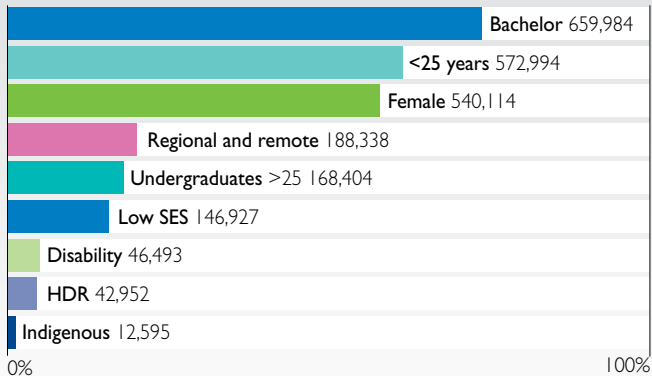
The Universities Australia secretariat acts as a hub for the provision of university sectoral knowledge, key policy advice and statistical evidence to support Australia's universities in their missions across teaching, research, and community engagement. Furthermore, through the secretariat and our subsidiary Higher Ed Services, member universities gain access to collective procurement and licencing agreements, along with a range of expert resources.



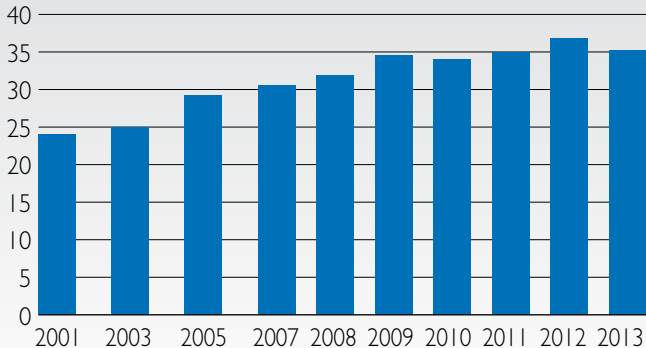
Student numbers and equivalent full time student load (EFTSL) 1996 to 2012



Domestic student proportions *by category* 2012



Proportion of persons aged 25–34 with a bachelor degree or above

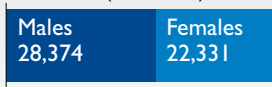


Staff numbers 2013

Total staff (EFT) 123,827



Academic (FT & FFT) 51,414



Non-academic (FT & FFT) 63,387



EFT equivalent full time FT full time FFT fractional full time PT part time

All enrolled university students 2012 = 1,257,722

Domestic students
931,761

International students
325,961



Undergraduate students
890,877

Postgraduate students
328,729



Enabling, non-award or other courses
38,116




All commencing students 509,895

Commonwealth funded student places (EFT)**548,084**

Number of Australian member universities = 39









University size by number of enrolled students:



Average Commonwealth Grant Scheme funding per student place (EFT)

\$11,587

Total operating revenue \$25.21 billion

	Commonwealth Government	44%
	International student fees	16%
	HECS-HELP and FEE-HELP	15%
	State and local governments	3%
	Upfront student contributions	2%
	Other income <i>consultancy, investment revenue etc.</i>	20%

Total operating expenditure \$23.227 billion

Academic employees	31%
--------------------	-----

Non-academic employees	27%
------------------------	-----

Depreciation and amortisation	6%
-------------------------------	----

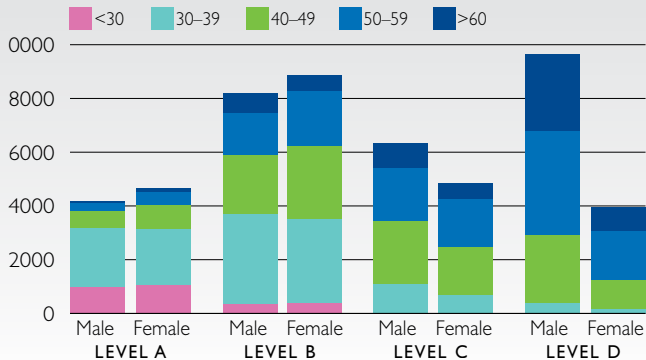
Repairs and maintenance	3%
-------------------------	----

Other financial costs	1%
-----------------------	----

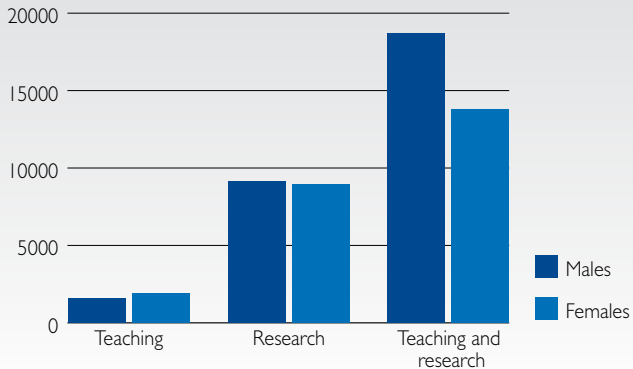
Other expenses	31%
----------------	-----

Total operating expenditure as a % of GDP	1.54%
--	--------------

Academic, FT and FFT staff by level, gender and age 2013



Full-time and fractional full-time academic staff by function and gender 2013





Data Sources: DEEWR,
DIISRTE, ABS, OECD,
Graduate Careers Australia,
Universities Australia,
individual universities.
Data as at February 2014

Photos:
Edith Cowan University
James Cook University
Macquarie University

Universities play a vital role in shaping Australia as a highly-skilled, innovative and prosperous nation.

We are the champions of change, driving ideas and thinking for tomorrow.

Belinda Robinson
Universities Australia Chief Executive



UNIVERSITIES
AUSTRALIA

Geils Court, Deakin, ACT, 2600

T (02) 6285 8100

F (02) 6285 8101

www.universitiesaustralia.edu.au

