



UNIVERSITIES
AUSTRALIA



DATA SNAPSHOT | 2017



**Australia has one of
the best higher
education systems in
the world.**

This handy data snapshot gives a sense of the profound economic, social and cultural contributions of Australia's world class universities.

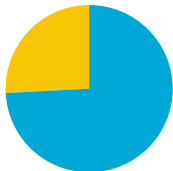
Belinda Robinson

Universities Australia
Chief Executive



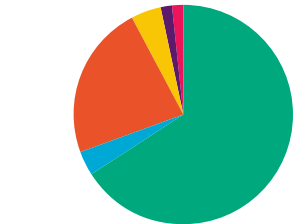
University education added an estimated **\$140 billion to the Australian economy** in 2014. Our universities educated more than **1.3 million Australian and international students** in 2015 and directly employed **120,000 full-time equivalent staff.**

ALL ENROLLED STUDENTS 2015 = **1,410,133**



■ Domestic students
1,046,835

■ International students
363,298



■ Bachelor 928,943

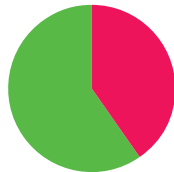
■ Other Undergraduate 50,483

■ Postgraduate coursework 321,363

■ Postgraduate research 65,552

■ Enabling 23,930

■ Non-Award 19,862



■ Commencing students
569,068

■ Continuing students
841,068

COMMONWEALTH FUNDED STUDENT PLACES IN 2015

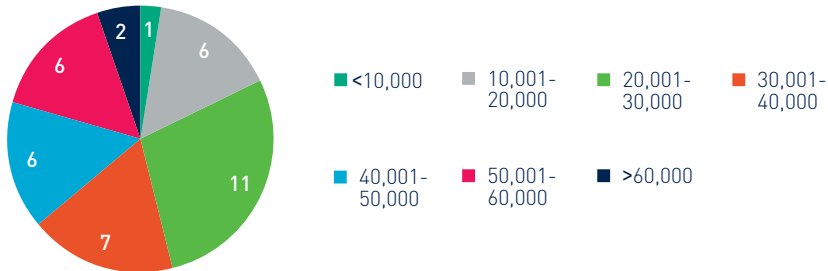
606,691

39

**outstanding universities
are members of
Universities Australia.**

Australia has 41 local universities (including a small specialist university) and 2 overseas institutions that operate here. All 37 of Australia's public universities are UA members, as are two of the three private universities.

UNIVERSITY SIZE BY NUMBER OF ENROLLED STUDENTS

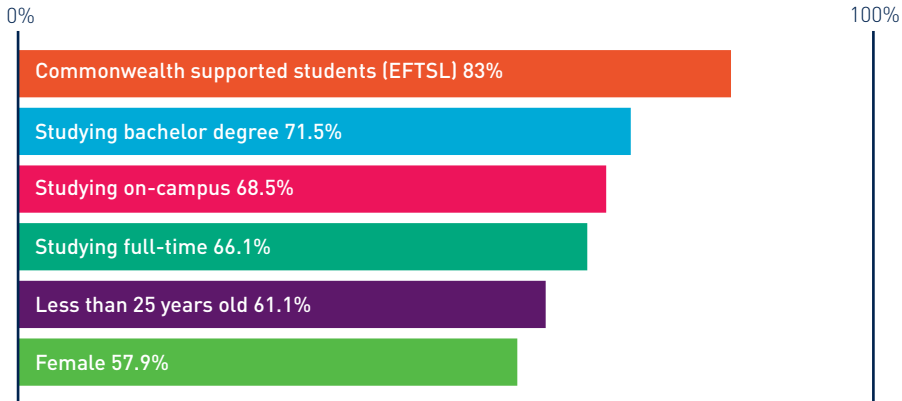


AVERAGE COMMONWEALTH GRANT SCHEME FUNDING PER STUDENT PLACE (EFT) **\$10,600**



Australia has a diverse mix of 1.3 million students at our world class higher education system.

DOMESTIC STUDENT PROPORTIONS BY CATEGORY 2015

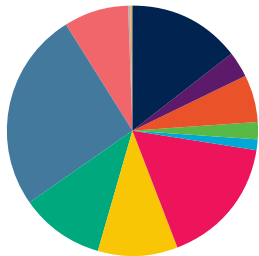




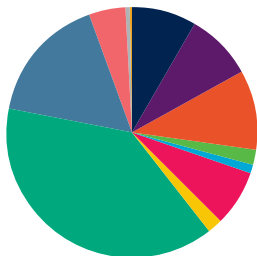
Local and international students pursue a wide range of academic disciplines.

COMMONWEALTH SUPPORTED AND INTERNATIONAL STUDENT PLACES, BY FIELD OF EDUCATION, 2015

Commonwealth supported student places **606,691**



Overseas students places **271,354**

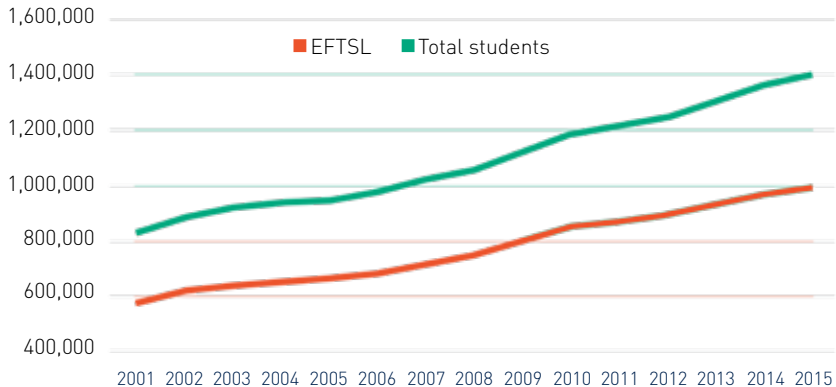


- Natural and Physical Sciences
- Information Technology
- Engineering and Related Technologies
- Architecture and Building
- Agriculture Environmental and Related studies
- Health
- Education
- Management and Commerce
- Society and Culture
- Creative Arts
- Food Hospitality and Personal Services
- Mixed Field Programs



Australian universities make it possible to study part-time around work and family responsibilities.

STUDENT ENROLMENTS AND EQUIVALENT FULL-TIME STUDENT LOAD





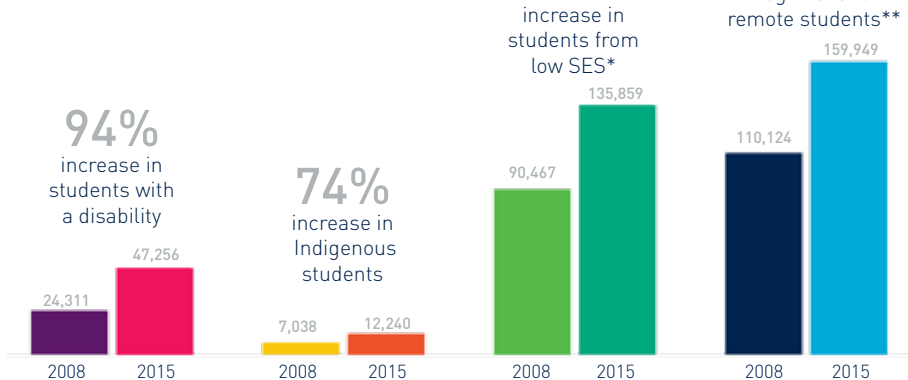
OVER THE LAST DECADE, THE NUMBER
OF STUDENTS FROM LOW SES
BACKGROUNDS HAS INCREASED BY

50%

GROWTH IN DOMESTIC UNDERGRADUATE ENROLMENTS BY EQUITY GROUP

* Definition changes from 2006 SEIFA to 2011 SEIFA in 2015

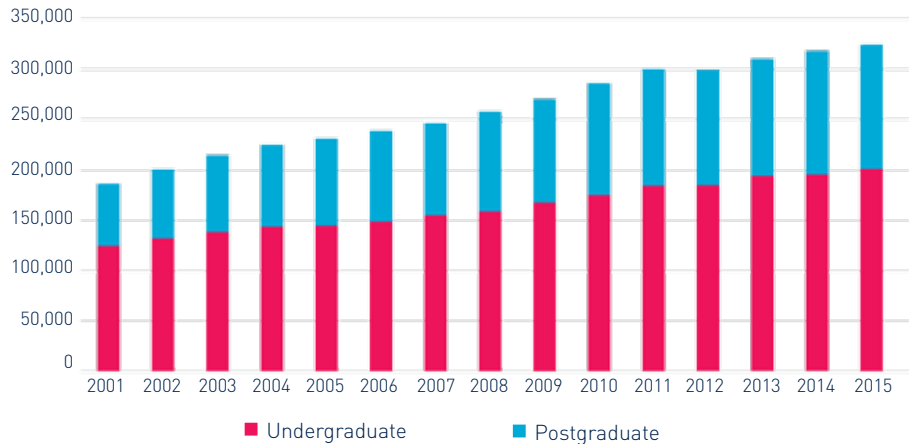
** Definition changes from 2006 MCEETYA to 2011 ASGS in 2015





Australia's university completion rates are **THIRD HIGHEST** in the OECD

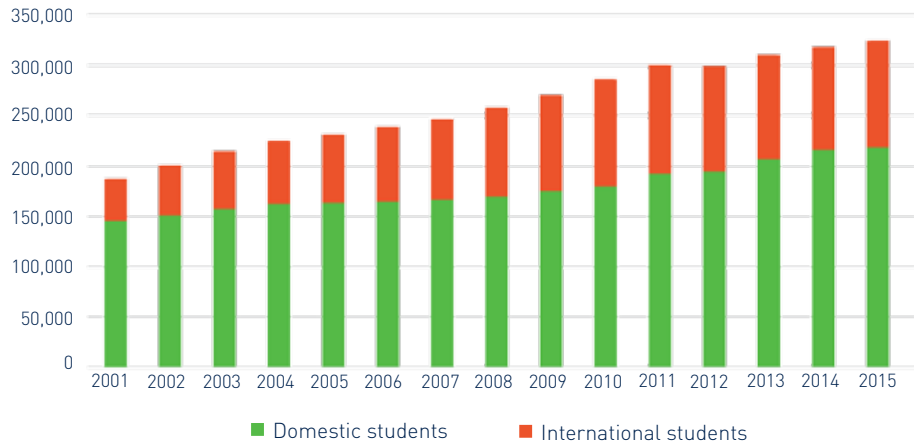
NUMBER OF AWARD COURSE COMPLETIONS FOR ALL STUDENTS, BY COURSE LEVEL





... ahead of the United States
& the United Kingdom.

NUMBER OF AWARD COURSE COMPLETIONS FOR ALL STUDENTS, BY CITIZENSHIP CATEGORY

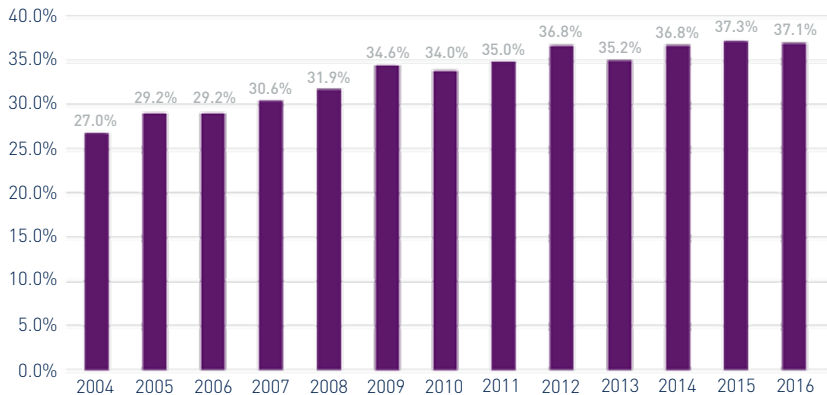




37%

**OF 25-34
YEAR OLDS IN AUSTRALIA
NOW HAVE A BACHELOR
DEGREE OR HIGHER.**

PROPORTION OF PEOPLE IN AUSTRALIA AGED 25-34 WITH A BACHELOR DEGREE OR HIGHER

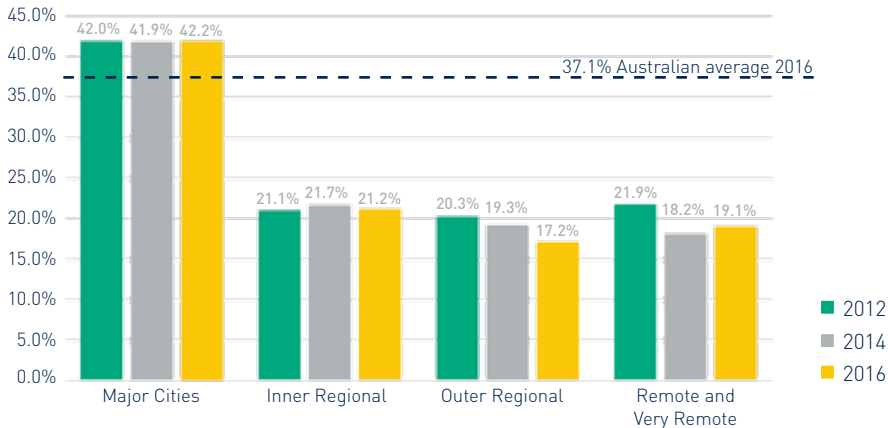


Source: ABS 6227.0, Education and Work, May 2016

People from major cities are **twice as likely** to hold a degree than those from regional and remote areas.



PROPORTION OF PEOPLE AGED 25-34 WITH A BACHELOR DEGREE OR HIGHER, BY REMOTENESS AREA

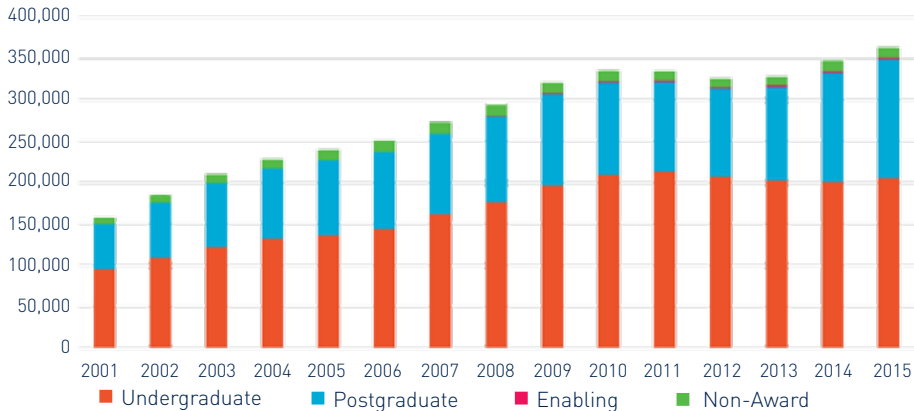


Source: ABS 6227.0, Education and Work, May 2016

**WITH A REPUTATION FOR EXCELLENCE,
AUSTRALIA IS ONE OF THE TOP
DESTINATIONS FOR
INTERNATIONAL
STUDENTS**



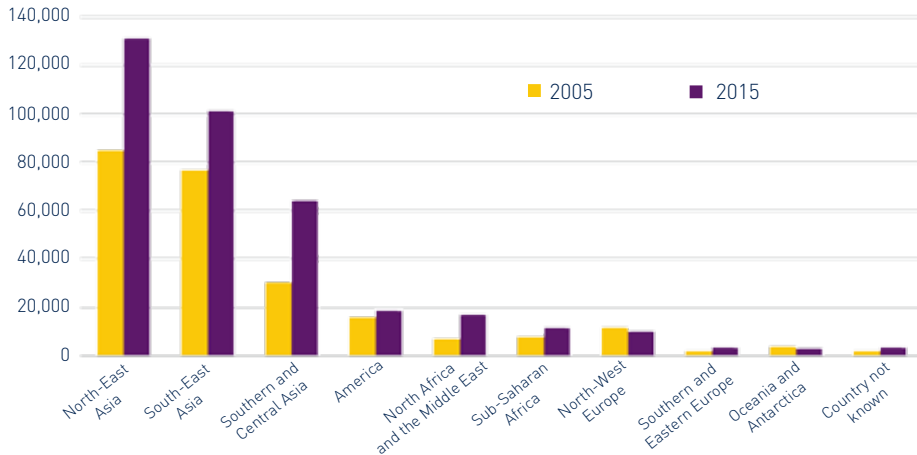
INTERNATIONAL STUDENT ENROLMENTS



**Our universities welcome students
from all around the world.**



INTERNATIONAL STUDENTS BY COUNTRY OF PERMANENT HOME RESIDENCE



**THE EDUCATION OF
INTERNATIONAL
STUDENTS IS
AUSTRALIA'S 3RD
LARGEST EXPORT
BEHIND IRON ORE
AND COAL.**



THE VALUE OF INTERNATIONAL EDUCATION EXPORTS





AUSTRALIA'S INTERNATIONAL EDUCATION SECTOR IS VALUED AT
\$21.8 BILLION A YEAR

Interim 2016 calendar year estimate ABS 5368 Dec 2016

GDP CONTRIBUTIONS OF INTERNATIONAL EDUCATION SECTOR, BY STATES (2014 - 2015)



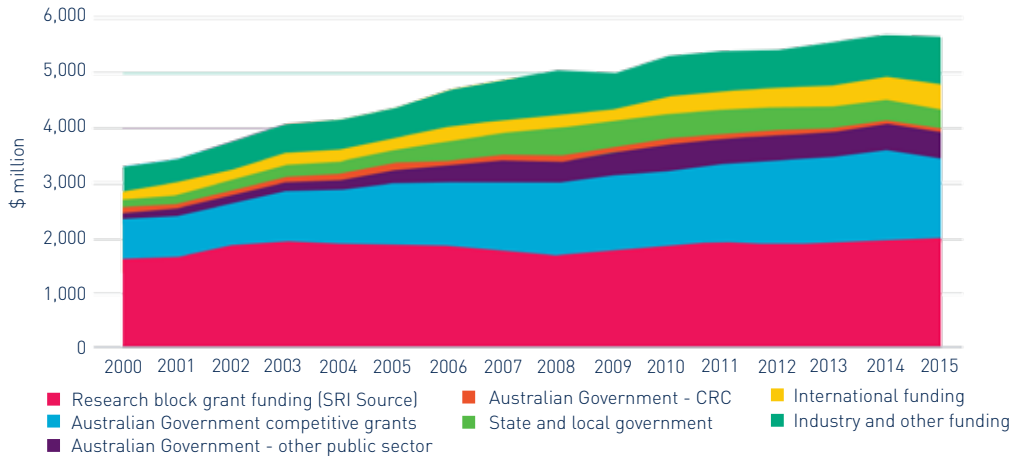
Source: Australian Government 2016, The value of international education to Australia, a report by Deloitte Access Economics

**AUSTRALIA'S
WORLD CLASS
UNIVERSITY
RESEARCH
INCREASINGLY
ATTRACTS
GLOBAL AND
INDUSTRY
FUNDING.**



Source: 2015-16 SRI Budget Tables and DET, 2014 HERDC
- Research Income publication

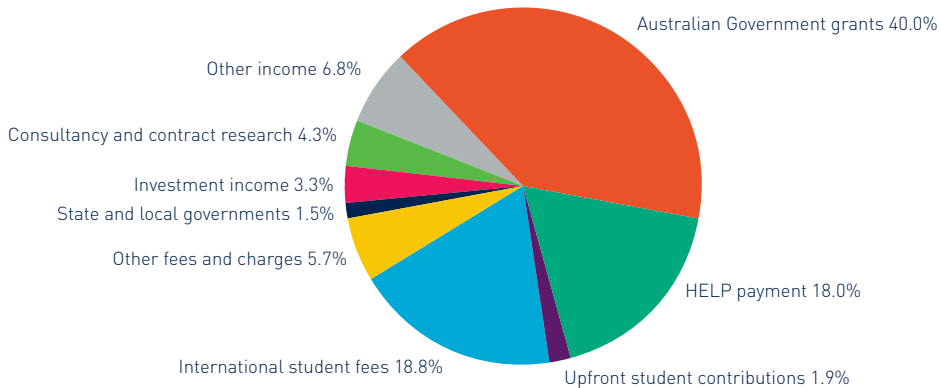
SOURCES OF UNIVERSITY RESEARCH INCOME





Australian universities have diversified their sources of **INCOME** in recent years.

2015 TOTAL OPERATING REVENUE (HIGHER EDUCATION ACTIVITY ONLY)

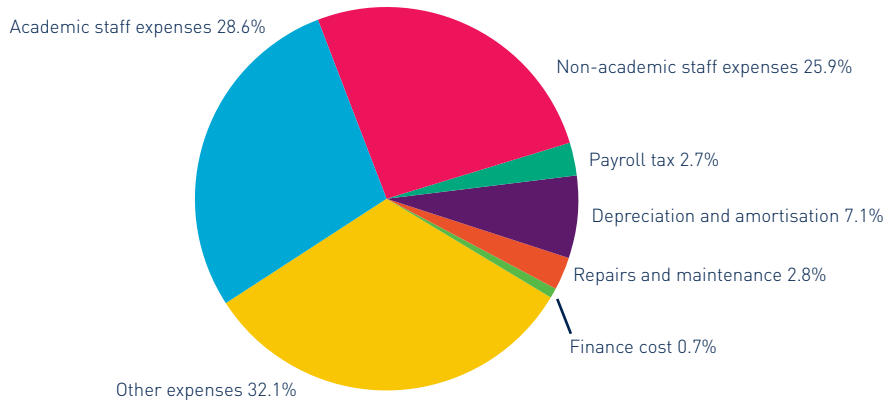



UNIVERSITIES ALSO INVEST HEAVILY IN THEIR

PEOPLE



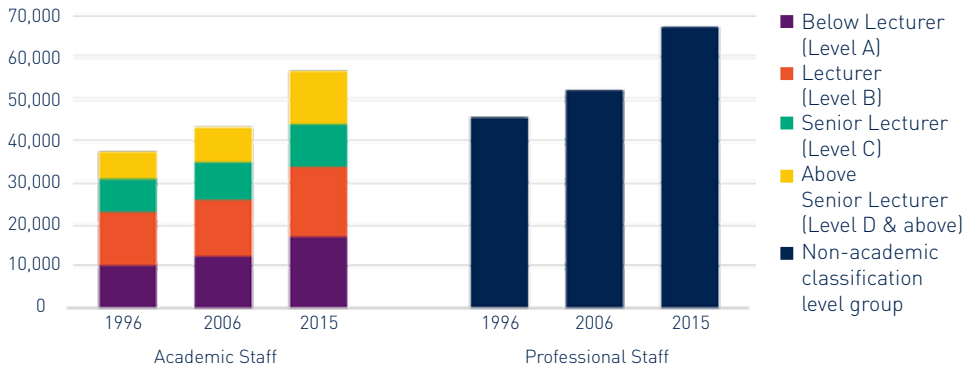
2015 TOTAL OPERATING EXPENDITURE (HIGHER EDUCATION ACTIVITY ONLY)





**AS STUDENT ENROLMENTS
HAVE GROWN OVER THE
PAST DECADE, SO HAVE
STAFF NUMBERS.**

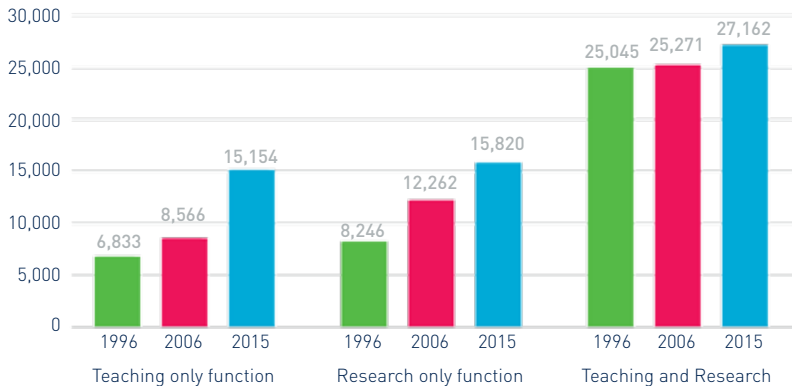
TOTAL ACADEMIC AND PROFESSIONAL STAFF, INCLUDING CASUAL STAFF (FULL-TIME EQUIVALENT)





**SOME STAFF SPECIALISE IN
TEACHING OR RESEARCH
BUT MANY COMBINE BOTH**

NUMBER OF FULL-TIME EQUIVALENT ACADEMIC STAFF, BY FUNCTION



The background of the slide features a warm, orange-toned image of graduates celebrating. Silhouettes of people are visible, some with their arms raised in the air, and several graduation caps (mortarboards) are shown in mid-air, suggesting a recent commencement ceremony. The overall atmosphere is one of joy and achievement.

These figures are a reminder of the many ways in which our universities drive Australia's economic growth, extend the frontiers of human knowledge, make life-saving breakthroughs and help the nation to transition in an era of digital disruption.

Data as of 23 January 2017

The student data reported in this publication include all higher education providers reporting their student data to Department of Education and Training (DET) through the Higher Education Information Management System (HEIMS). In 2015, 93 per cent of these higher education students studied at 39 UA member universities.



UNIVERSITIES
AUSTRALIA

Universities Australia

1 Geils Court, Deakin ACT 2600

T | (02) 6285 8100

universitiesaustralia.edu.au